

# SUPER SLIM RANGE

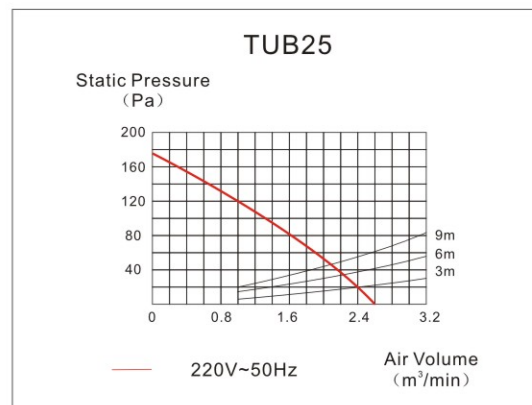
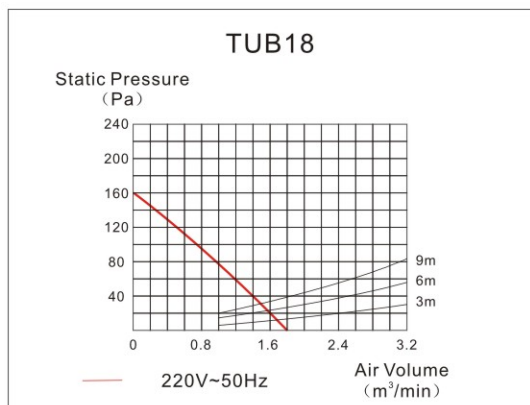
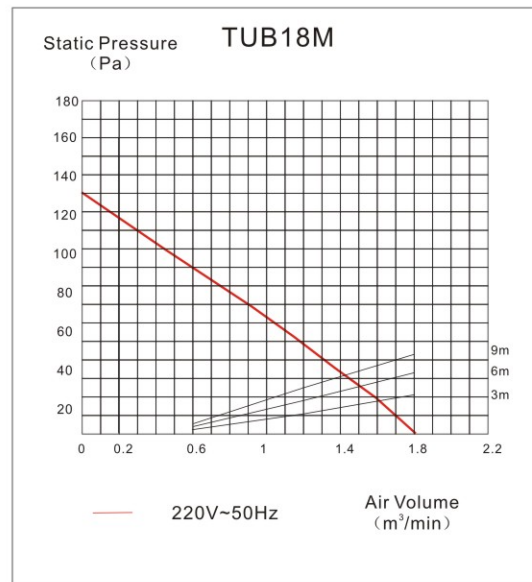
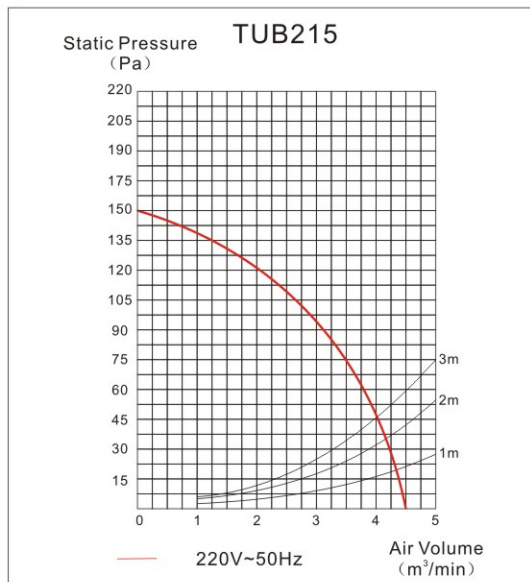
## ■ SPECIFICATIONS

Model	Size Dia(sirocco fan) in/mm	Volt/Hz	Input Power W	Speed R.P.M.	Air Volume* m <sup>3</sup> /min	Air Pressure# Pa	Sound Level dB(A)
<b>TUB215</b>	6.8/170	220V~50Hz	39	960	4.5	150	42
<b>TUB18M</b>	4/100	220V~50Hz	30	1120	1.8	130	39
<b>TUB18</b>	4/100	220V~50Hz	30	1150	1.8	160	39
<b>TUB25</b>	6/150	220V~50Hz	40	980	2.6	175	42

\*Maximum air volume at free flow condition

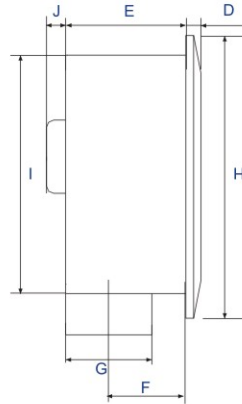
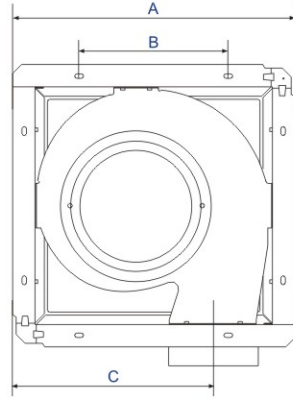
#Maximum air pressure at zero flow condition

## ■ PERFORMANCE CURVE

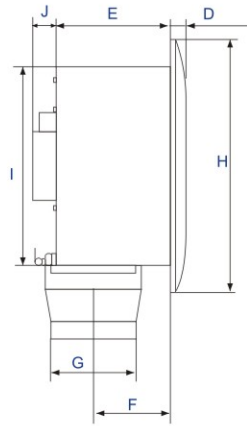
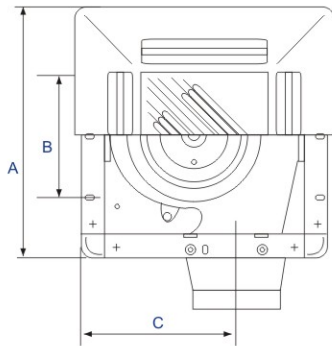


# SUPER SLIM RANGE

## ■ DIMENSIONS(mm)



TUB215



TUB18M TUB18 TUB25

Model	A	B	C	D	E	F	G	H	I	J	Applicable Duct $\varnothing$	Installation Space mm	Applicable Area $m^2$
<b>TUB215</b>	316	167	220	13	135	80	98	329	267	25	100	274×274	25~30
<b>TUB18M</b>	220	84	120	18	128	78	100	232	170	29	100	176×176	8~12
<b>TUB18</b>	220	84	120	18	128	78	100	232	170	28	100	176×176	8~12
<b>TUB25</b>	280	140	176	19	128	78	100	290	230	29	100	237×237	15~20